



How Transitive Are Real-World Group Interactions? Measurement and Reproduction



Sunwoo Kim



Fanchen Bu



Minyoung Choe



Jaemin Yoo



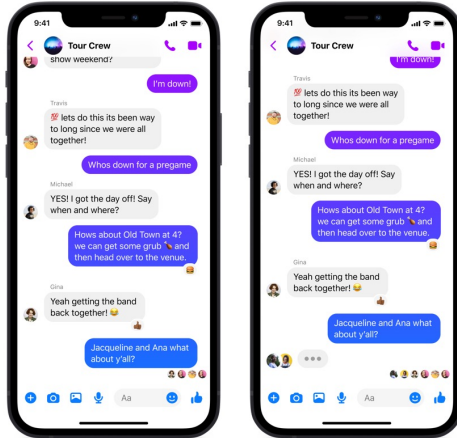
Kijung Shin

Roadmap

- Overview
- Transitivity Measure
- Observations
- Generator
- Conclusions



Group Interactions are EVERYWHERE!



Group Chat



How Transitive Are Real-World Group Interactions? - Measurement and Reproduction

Sunwoo Kim
KAIST
kswoo97@kaist.ac.kr

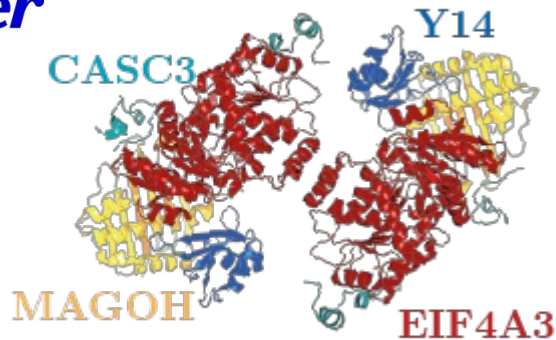
Fanchen Bu
KAIST
boqvezen97@kaist.ac.kr

Minyoung Choe
KAIST
minyoung.choe@kaist.ac.kr

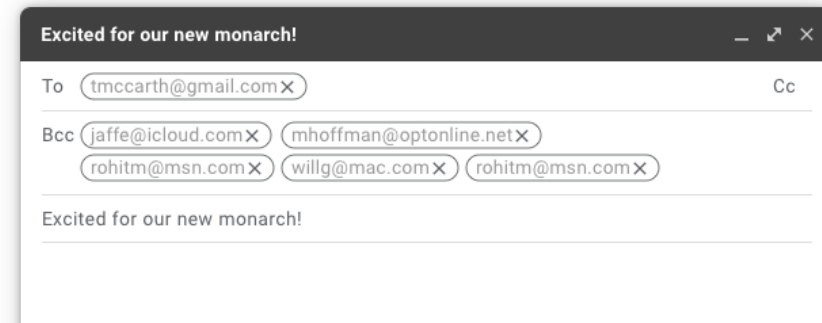
Jaemin Yoo
Carnegie Mellon University
jaeminyoo@cmu.edu

Kijung Shin
KAIST
kijungs@kaist.ac.kr

Co-Authorship



Protein Interaction



Email

Group Interactions → HYPERGRAPH!

How Transitive Are Real-World Group Interactions? - Measurement and Reproduction

Sunwoo Kim
KAIST
kswoo97@kaist.ac.kr

Fanchen Bu
KAIST
boqvezen97@kaist.ac.kr

Minyoung Choe
KAIST
minyoung.choe@kaist.ac.kr

Jaemin Yoo
Carnegie Mellon University
jaeminyoo@cmu.edu

Kijung Shin
KAIST
kijungs@kaist.ac.kr

Classification of Edge-dependent Labels of Nodes in Hypergraphs

Minyoung Choe
KAIST
Seoul, Korea
minyoung.choe@kaist.ac.kr

Sunwoo Kim
KAIST
Seoul, Korea
kswoo97@kaist.ac.kr

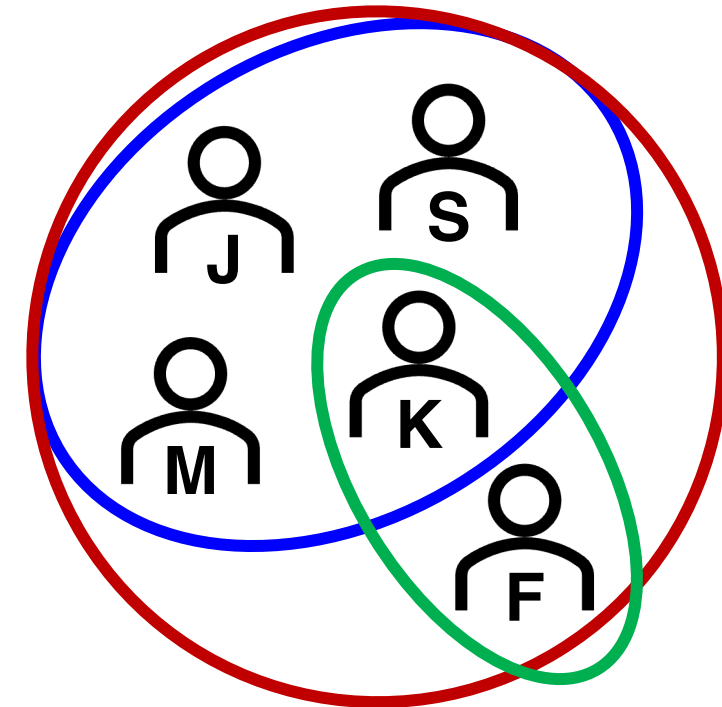
Jaemin Yoo
Carnegie Mellon University
Pittsburgh, PA, USA
jaeminyoo@cmu.edu

Kijung Shin
KAIST
Seoul, Korea
kijungs@kaist.ac.kr

On Improving the Cohesiveness of Graphs by Merging Nodes: Formulation, Analysis, and Algorithms

Fanchen Bu
School of Electrical Engineering, KAIST
Daejeon, South Korea
boqvezen97@kaist.ac.kr

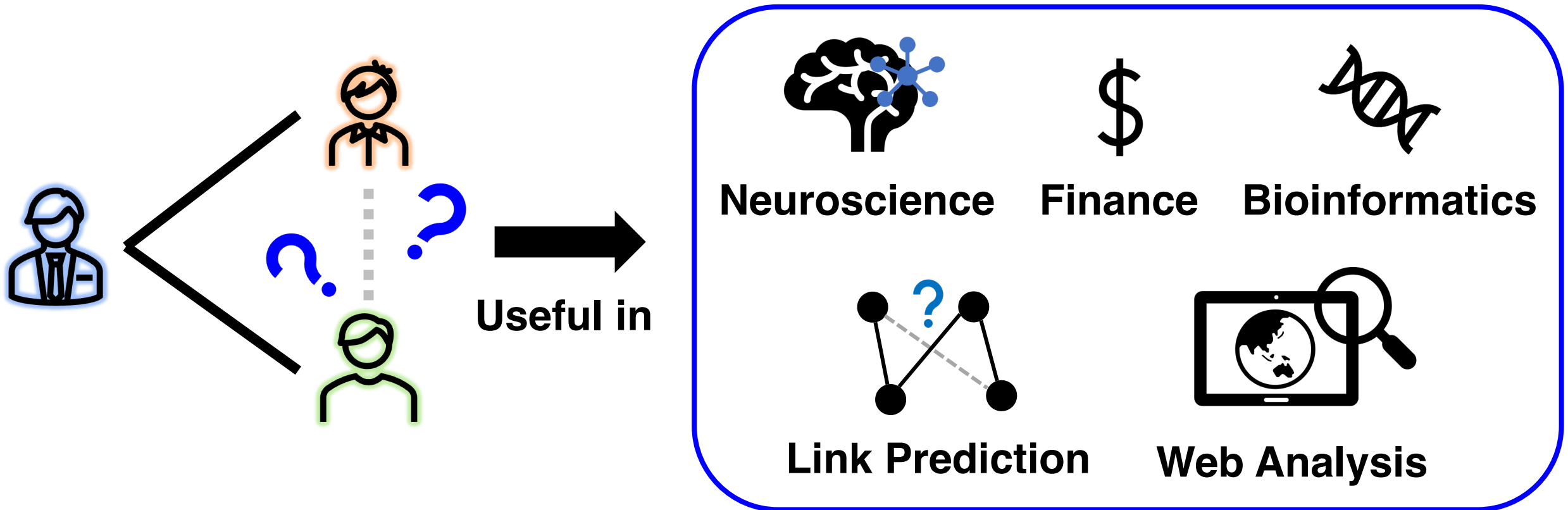
Kijung Shin
Kim Jaechul Graduate School of AI, KAIST
Seoul, South Korea
kijungs@kaist.ac.kr



Co-Authorship
Hypergraph

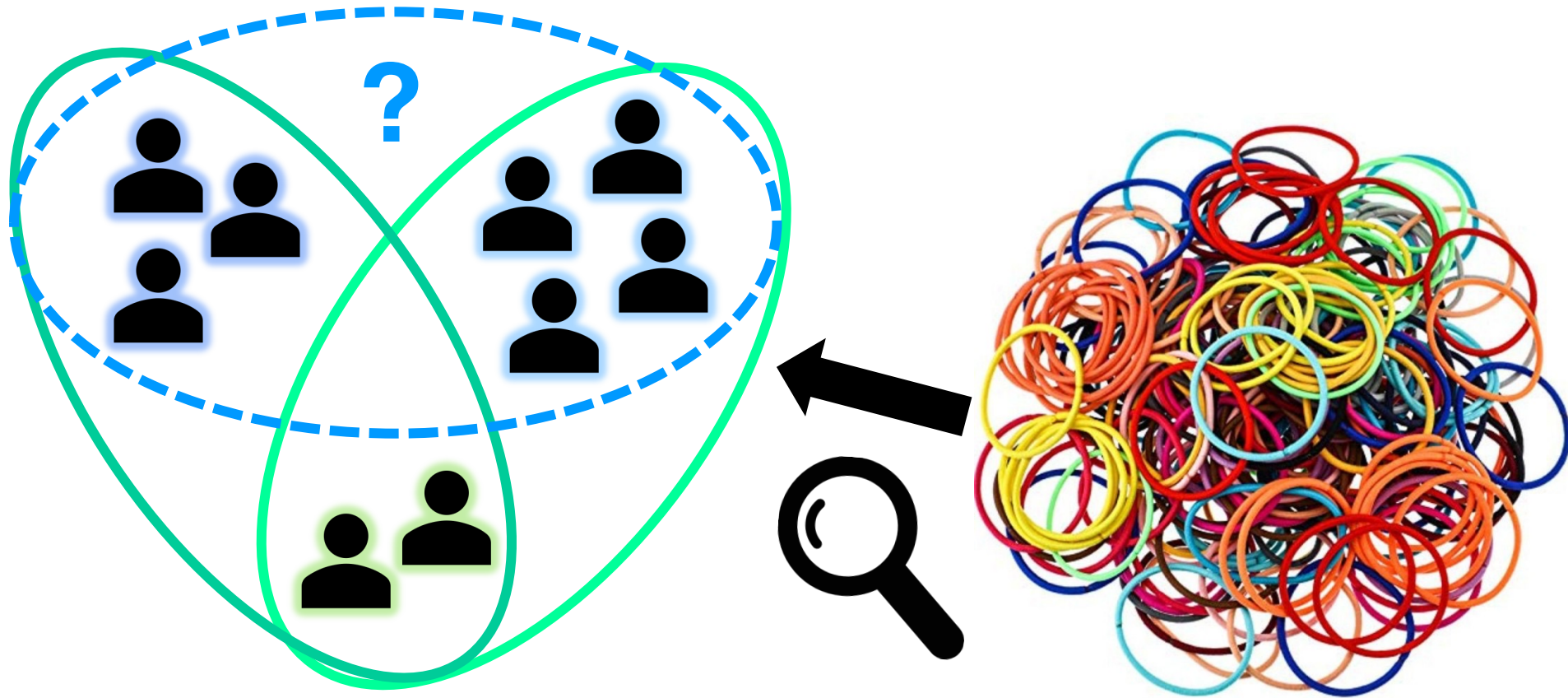
Transitivity in a GRAPH

- Probability of two neighbors of a node **being also adjacent**.



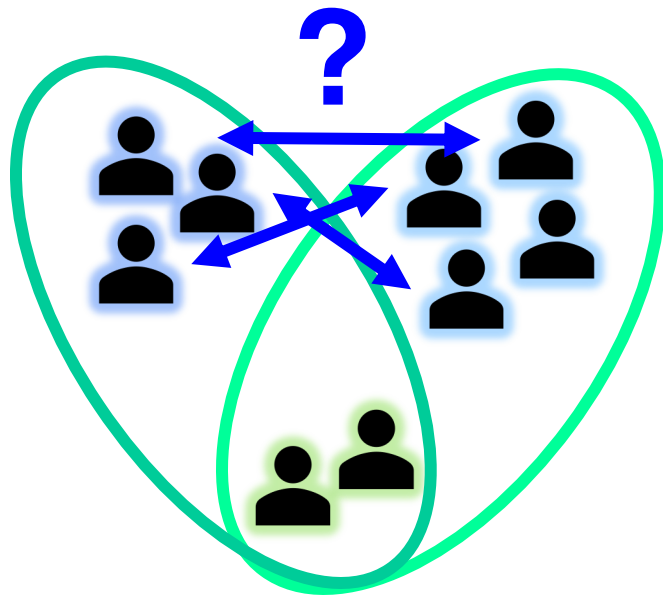
Transitivity of GROUP INTERACTIONS?

- How can we measure the **transitivity of group interactions**?



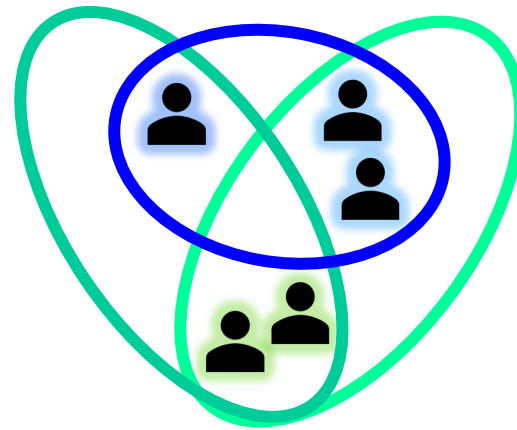
Transitivity of GROUP INTERACTIONS?

- Existing hypergraph transitivity measures **focus on pairwise interactions** rather than group interactions.



Focus:

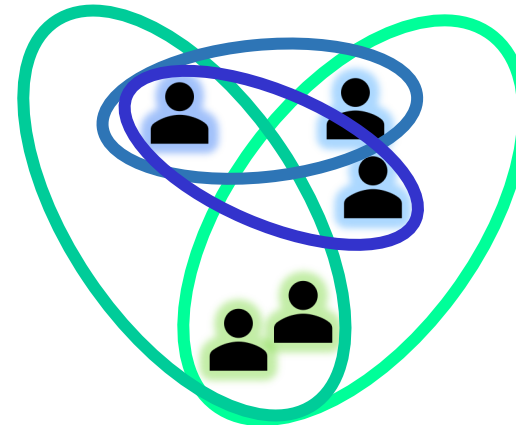
Are they neighbors?



Limitation:

Equivalent in terms of transitivity


=



**Inappropriate
for capturing
the transitivity
of group
interactions**

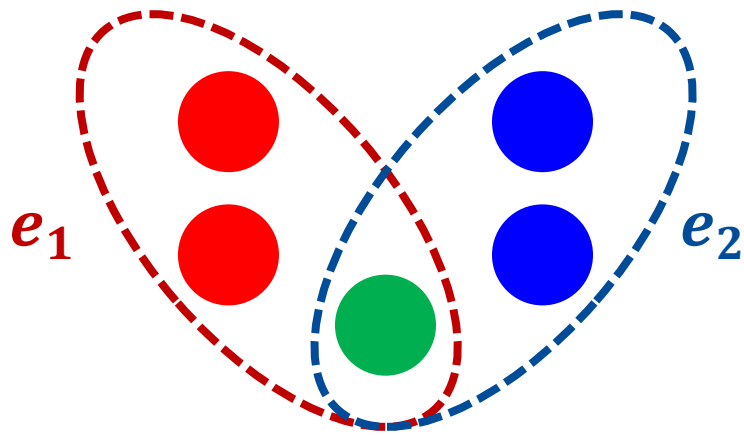
Roadmap




- Overview
- **Transitivity Measure**
- Observations
- Generators
- Conclusions




Basic Terminology & Concept

- We describe several basic terminologies.




- Hyperwedge $w: \{e_1, e_2\}$
- Left-wing $L(w):$ 
- Right-wing $R(w):$ 
- Body-group $B(w):$ 

- We aim to quantify the group interactions between the nodes in the two wings: $L(w)$ and $R(w)$.




Basic Terminology & Concept

- We define transitivity measures on two different levels.
- **Hyperwedge-level (\mathcal{T}):** Transitivity of a given hyperwedge w .
- **Hypergraph-level (T):** Transitivity of a given hypergraph G .



**Hyperwedge-level
Transitivity**



**Hypergraph-level
Transitivity**

Criteria of a principled measure

- How can we say a specific measure is principled (captures the transitivity of group interactions well)?
- We provide **7 AXIOMS** to formally describe such desirable properties of a principled transitivity measure.

Measures	Satisfies Axioms?
Measure A	O
Measure B	X

Measure A: Principled

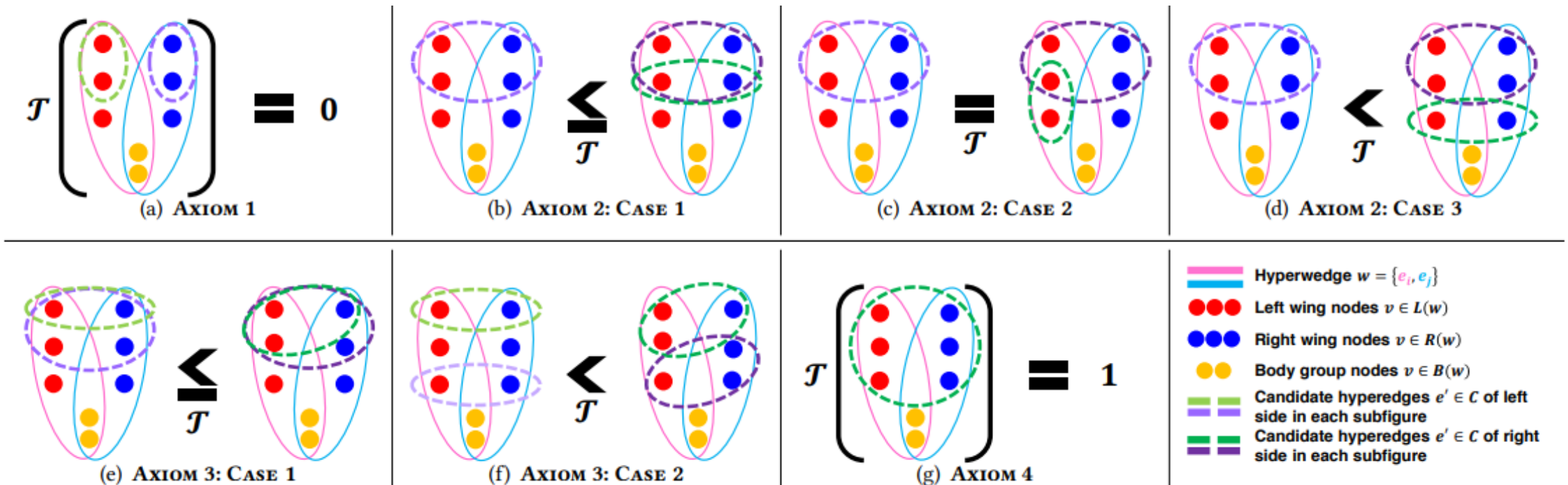


Measure B: Not principled



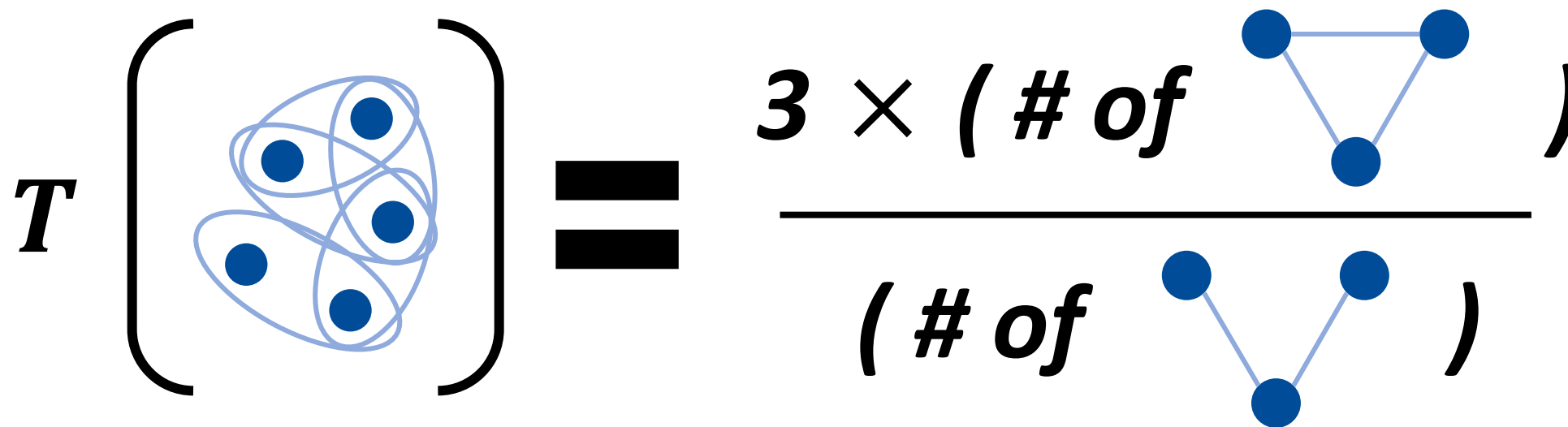
Criteria of a principled measure

- **Axiom 1 - 5** describe conditions of a hyperwedge-level measure \mathcal{T} :
 - **A1 & A4**: When the value of \mathcal{T} is minimized/maximized.
 - **A2 & A3**: How the value of \mathcal{T} varies under certain situations.
 - **A5**: The bound of \mathcal{T} .



Criteria of a principled measure

- **Axiom 6 & 7** describe conditions of a hypergraph-level measure T :
 - **A6**: How should the value of $T(G)$ be when G is an ordinary graph.
 - **A7**: The bound of T .

$$T \left(\text{hypergraph} \right) = \frac{3 \times (\# \text{ of } \text{triangle})}{(\# \text{ of } \text{V-shaped})}$$


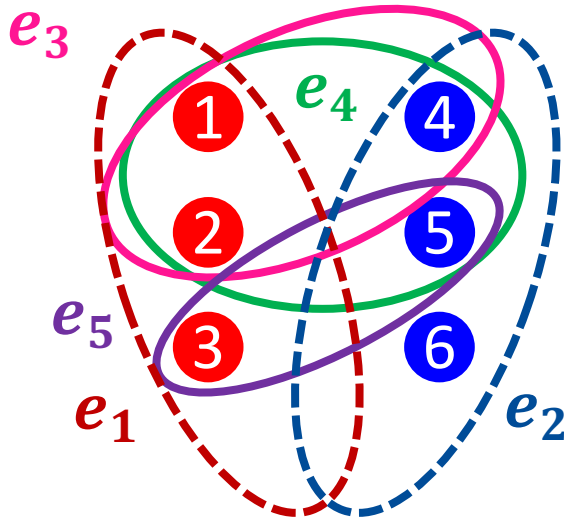
Proposed Measure

- We describe our proposed transitivity measure: **HyperTrans**.
- Most importantly, **HyperTrans** is a principled transitivity measure.

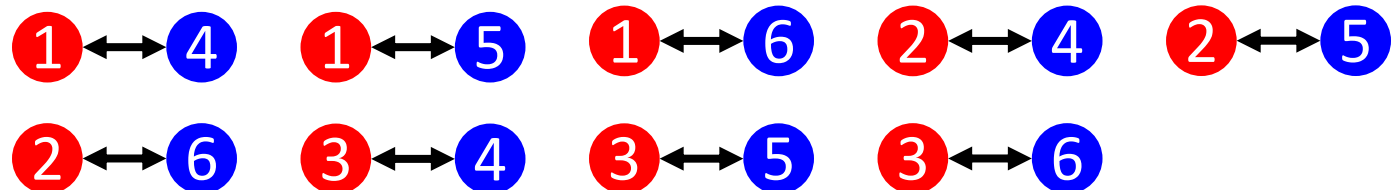
Measure	Axioms						
	1	2	3	4	5	6	7
B1 (Jaccard index)	✗	✗	✗	✗	✓	✓	✓
B2 (Ratio of covered interactions)	✓	✓	✗	✗	✓	✓	✓
B3 (Klamt et al. [29])	✓	✗	✗	✗	✓	✓	✓
B4 (Torres et al. [47])	✓	✓	✗	✗	✓	✓	✓
B5 (Gallager et al. [20] A)	✗	✗	✗	✗	✓	✓	✓
B6 (Gallager et al. [20] B)	✗	✗	✗	✗	✓	✗	✓
B7 (HYPERTRANS-mean)	✓	✗	✓	✓	✓	✓	✓
B8 (HYPERTRANS-non- $P(w)$)	✓	✗	✓	✓	✓	✓	✓
B9 (HYPERTRANS-unnormalized)	✓	✓	✓	✓	✗	✓	✗
Proposed: HYPERTRANS	✓	✓	✓	✓	✓	✓	✓

Proposed Measure

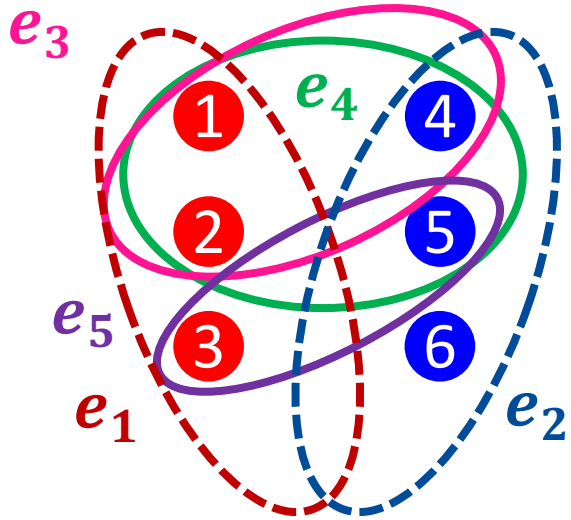
- We describe further details of **HyperTrans**.
- First, **hyperwedge-level HyperTrans** is an average of scores of pair interactions between the nodes in $L(w)$ and those in $R(w)$.



- Assume a hyperwedge $w = \{e_1, e_2\}$.
- There are 3 overlapping hyperedges: e_3 , e_4 , and e_5 .
- 9 pair interactions between $L(w)$ and $R(w)$ are



Proposed Measure



Pairs	1 – 4	1 – 5	1 – 6	2 – 4	2 – 5	2 – 6	3 – 4	3 – 5	3 – 6
Score									

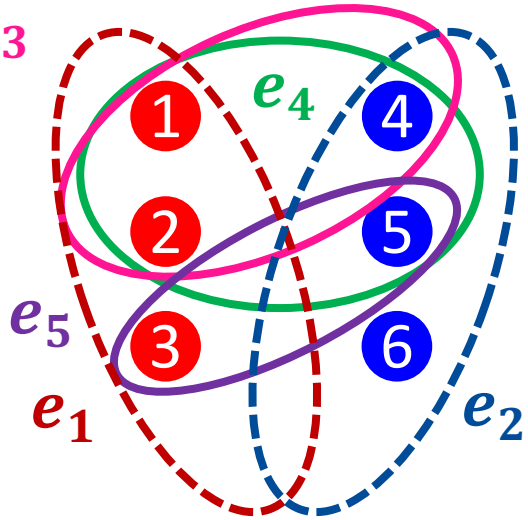
Computing score of a pair interaction $\{v_i, v_j\}$:

Step 1) Find hyperedges that contain $\{v_i, v_j\}$.

Step 2) Compute scores of the found hyperedges.


Step 3) Find the maximum score among them \rightarrow score of $\{v_i, v_j\}$.

Proposed Measure

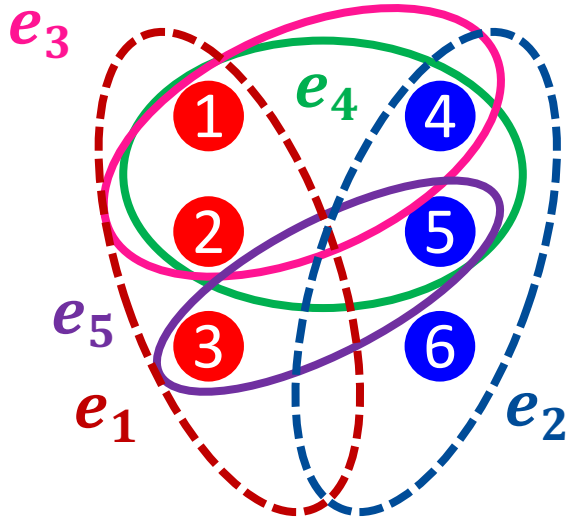


Pairs	1 - 4	1 - 5	1 - 6	2 - 4	2 - 5	2 - 6	3 - 4	3 - 5	3 - 6
Score									

Step 1) Find hyperedges that contain $\{v_i, v_j\}$.



Proposed Measure



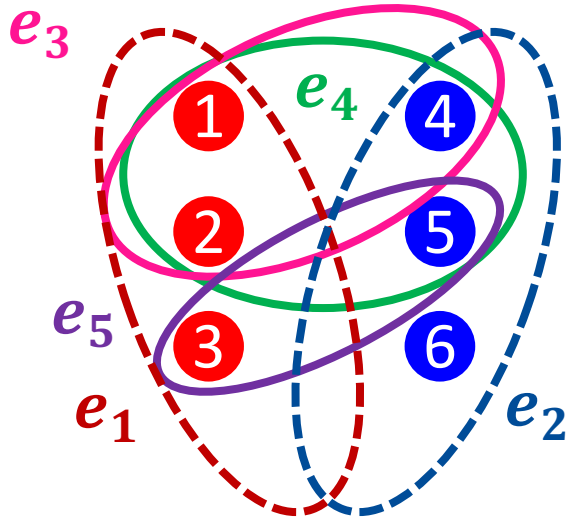
Pairs	1 – 4	1 – 5	1 – 6	2 – 4	2 – 5	2 – 6	3 – 4	3 – 5	3 – 6
Score									

Step 2) Compute scores of the found hyperedges.

- **Score of e in w** is the quantified contribution of e to the interaction between $L(w)$ and $R(w)$.

E.g.
$$\frac{|L(w) \cap e| \times |R(w) \cap e|}{|(L(w) \cup e) \setminus R(w)| \times |(R(w) \cup e) \setminus L(w)|}$$

Proposed Measure

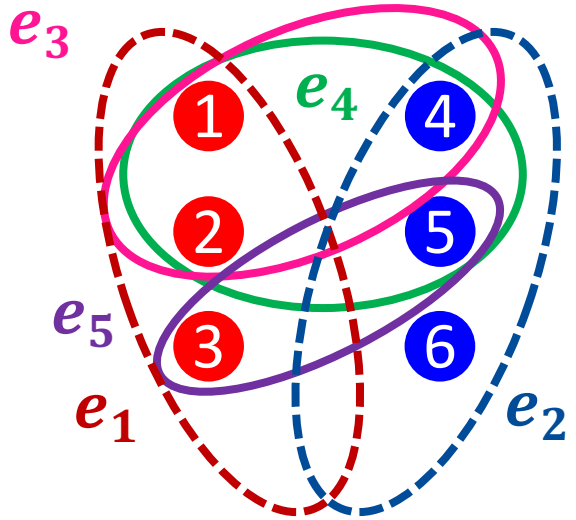


Pairs	1 – 4	1 – 5	1 – 6	2 – 4	2 – 5	2 – 6	3 – 4	3 – 5	3 – 6
Score									

Step 2) Compute scores of the found hyperedges.

Hyperedges	e_3	e_4
Score	$\frac{2 \times 1}{3 \times 3} = \frac{2}{9}$	$\frac{2 \times 2}{3 \times 3} = \frac{4}{9}$

Proposed Measure

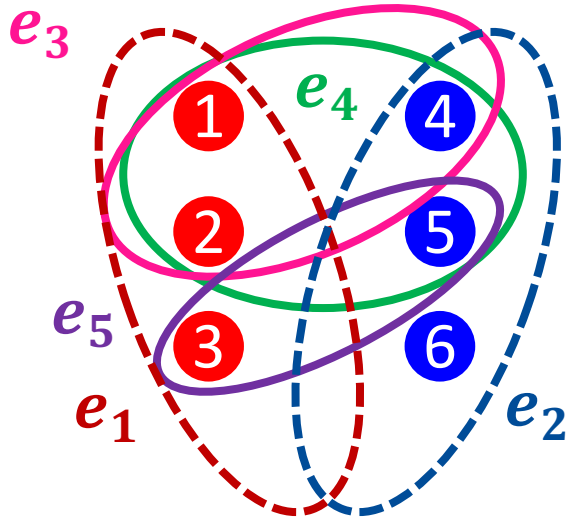


Pairs	1 – 4	1 – 5	1 – 6	2 – 4	2 – 5	2 – 6	3 – 4	3 – 5	3 – 6
Score	4/9								

Step 3) Find the maximum score among them → score of $\{v_i, v_j\}$.

Hyperedges	e_3	e_4
Score	$\frac{2 \times 1}{3 \times 3} = \frac{2}{9}$	$\frac{2 \times 2}{3 \times 3} = \frac{4}{9}$

Proposed Measure



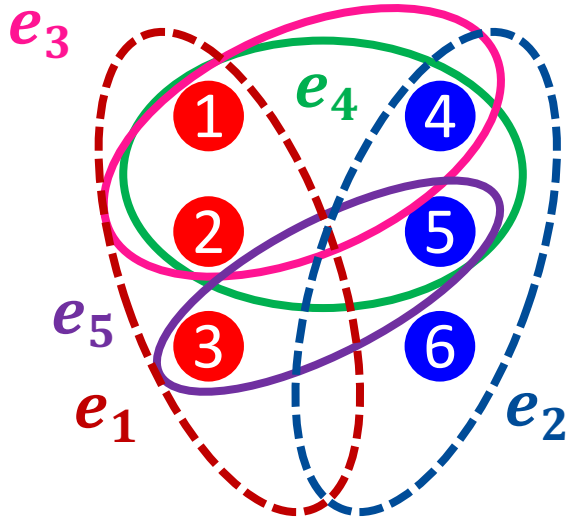
Pairs	1 – 4	1 – 5	1 – 6	2 – 4	2 – 5	2 – 6	3 – 4	3 – 5	3 – 6
Score	4/9	4/9							



Do the same process on a pair {1, 5}.

Hyperedges	e_4
Score	$\frac{2 \times 2}{3 \times 3} = \frac{4}{9}$

Proposed Measure



Pairs	1 - 4	1 - 5	1 - 6	2 - 4	2 - 5	2 - 6	3 - 4	3 - 5	3 - 6
Score	4/9	4/9	0						

Issue: When finding hyperedges that contain $\{v_1, v_6\}$,

Hyperedges
Score

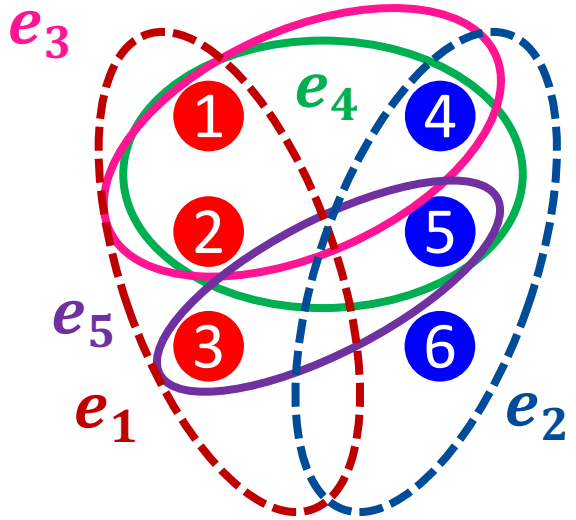


None of $\{e_3, e_4, e_5\}$ contains $\{1,6\}$!

Score = 0



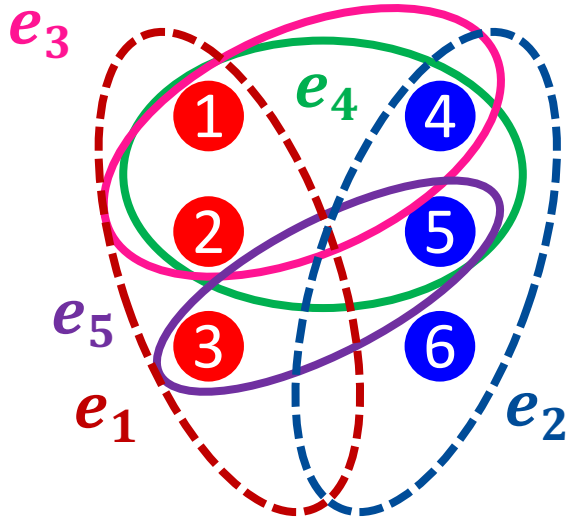
Proposed Measure



Pairs	1 – 4	1 – 5	1 – 6	2 – 4	2 – 5	2 – 6	3 – 4	3 – 5	3 – 6
Score	4/9	4/9	0	4/9	4/9	0	0	1/9	0

Perform this process on the entire pairs.

Proposed Measure



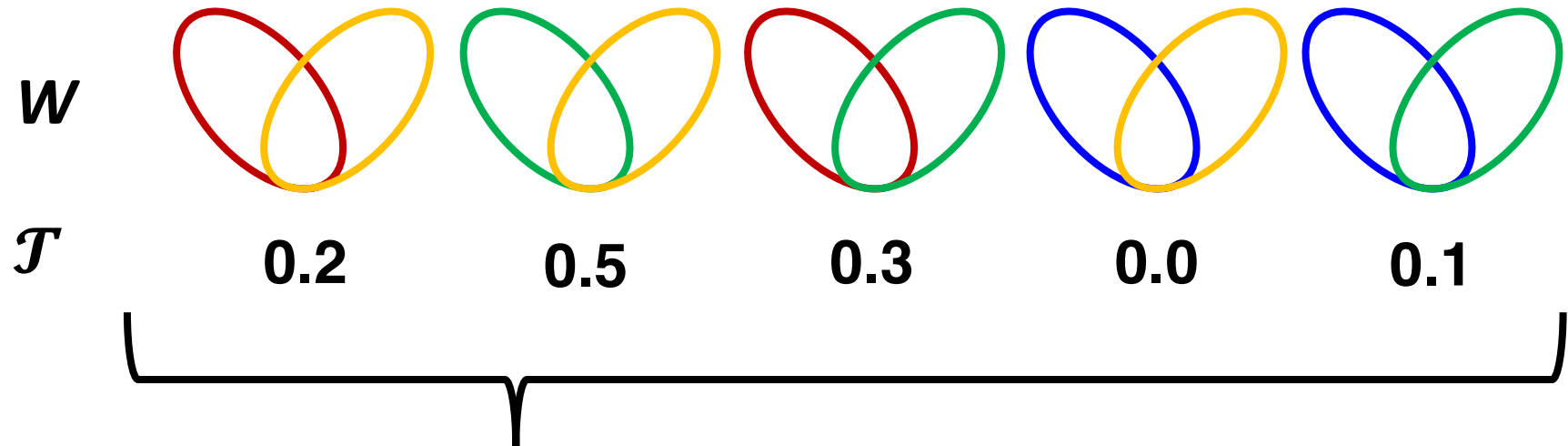

Pairs	1 – 4	1 – 5	1 – 6	2 – 4	2 – 5	2 – 6	3 – 4	3 – 5	3 – 6
Score	4/9	4/9	0	4/9	4/9	0	0	1/9	0

Compute an average of all scores = Hyperwedge-level HyperTrans

$$\frac{1}{9} \times \left(\frac{4}{9} + \frac{4}{9} + 0 + \frac{4}{9} + \frac{4}{9} + 0 + 0 + \frac{1}{9} + 0 \right) = \frac{17}{81}$$

Proposed Measure

- **Hypergraph-level HyperTrans** is an average of all hyperwedge-level HyperTrans of a given hypergraph.



$$T(G) = \frac{1}{5} (0.2 + 0.5 + 0.3 + 0.0 + 0.1) = \frac{11}{50}$$

Proposed Measure

- Formal expression of HyperTrans:

$$\mathcal{J}(w) = \sum_{v \in L(w)} \sum_{v' \in R(w)} \frac{\max_{e \in E} \{ f(w, e) \times \mathbb{I}[v, v' \in e] \}}{|L(w)| \times |R(w)|}$$

Details

Hyperwedge-Level

$$\mathcal{J}(G) = \frac{1}{|W_G|} \sum_{w \in W_G} \mathcal{J}(w)$$

Hypergraph-Level

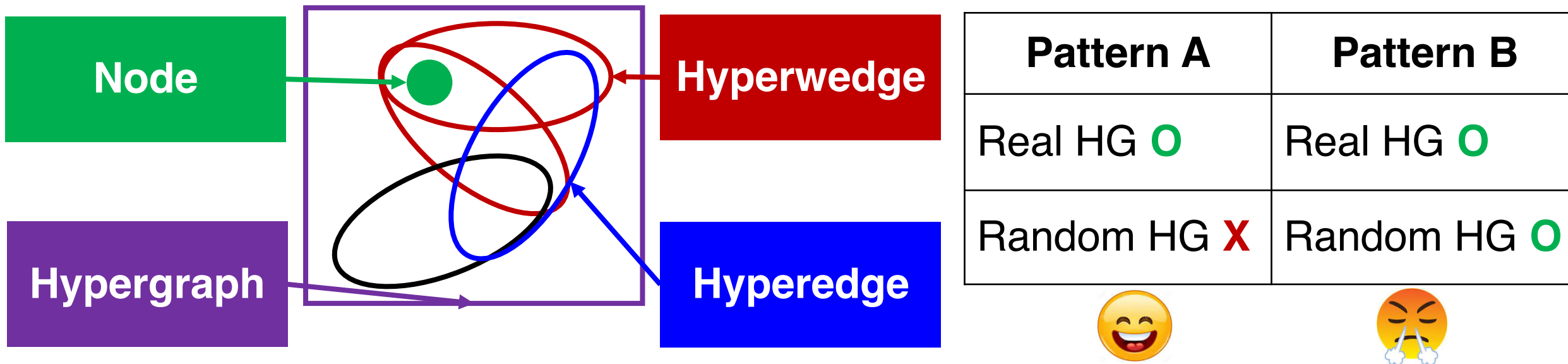
Roadmap

- Overview
- Transitivity Measure
- **Observations**
- Generator
- Conclusions



Level of Observations

- We analyze the **transitivity patterns** in real-world hypergraphs.
- To show that the observed patterns are not random, we use HyperCL [1] to generate random counterparts of real-world hypergraphs.



[1]: Lee, Choe, and Shin. How Do Hyperedges Overlap in Real-World Hypergraphs? – Patterns, Measures, and Generators. The Web Conference. 2021.

** HyperCL generates random hypergraphs where the expected node degree distribution is preserved.

Observations

- Observation 1 (Hypergraph-level): Real-world hypergraphs are **more transitive** than randomized hypergraphs.

Hypergraph Transitivity

Data	Real	HyperCL	Z-stat	P-value
email-enron	0.195	0.078	378.3	0.00**
email-eu	0.125	0.053	240.1	0.00**
ndc-classes	0.052	0.008	146.7	0.00**
ndc-substances	0.019	0.005	47.3	0.00**
contact-high	0.345	0.119	764.7	0.00**
contact-primary	0.336	0.223	380.7	0.00**
coauth-dblp	0.007	0.000*	23.2	0.00**
coauth-geology	0.005	0.000*	16.6	0.00**
coauth-history	0.002	0.000*	6.6	0.00**
qna-ubuntu	0.005	0.014	32.0	0.00**
qna-server	0.005	0.017	38.3	0.00**
qna-math	0.025	0.040	46.6	0.00**

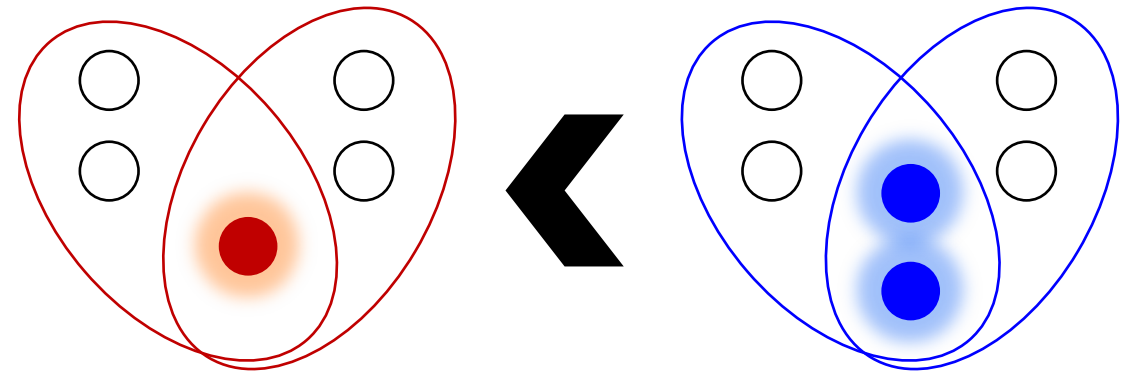
Differences are all **statistically significant** (at $\alpha = 0.05$).

Observations

- Observation 2 (Hyperwedge-level): There exist **positive correlations** between body-group sizes and hyperwedge transitivities in real-world hypergraphs.

Rank Correlation

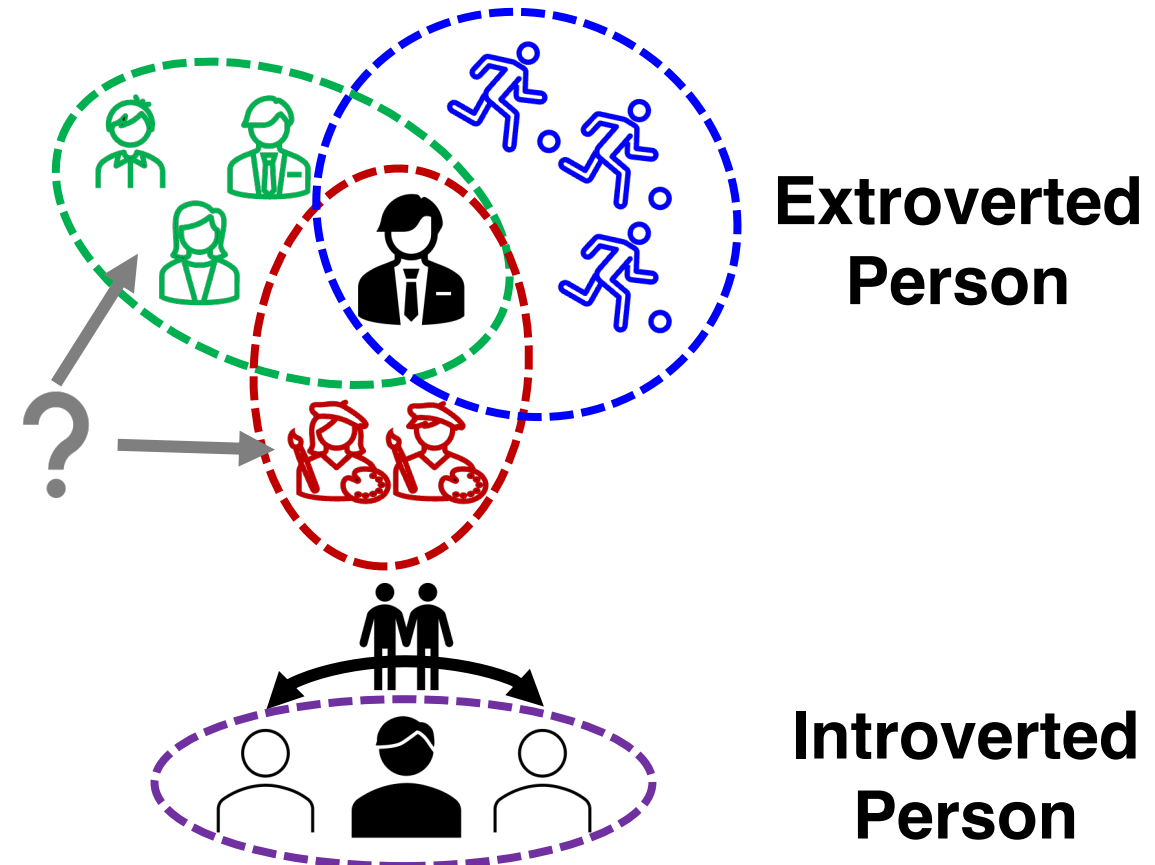
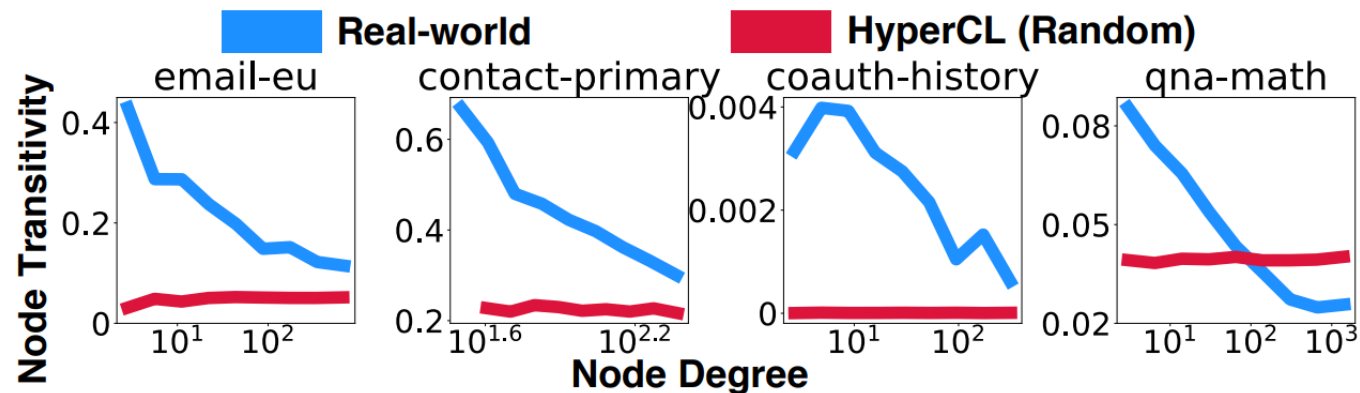
Data	Real	HyperCL
email-enron	0.09	-0.09
email-eu	0.12	-0.14
ndc-classes	0.32	-0.10
ndc-substances	0.14	-0.10
contact-high	0.13	0.00*
contact-primary	0.13	0.00*
coauth-dblp	0.12	0.00*
coauth-geology	0.14	0.00*
coauth-history	0.12	0.05
qna-ubuntu	0.04	0.00*
qna-server	0.04	0.00*
qna-math	0.04	0.01



**More
Transitive!**

Observations

- Observation 3 (Node-level): In real-world hypergraphs, the transitivity of a node is **negatively correlated** to its degree.

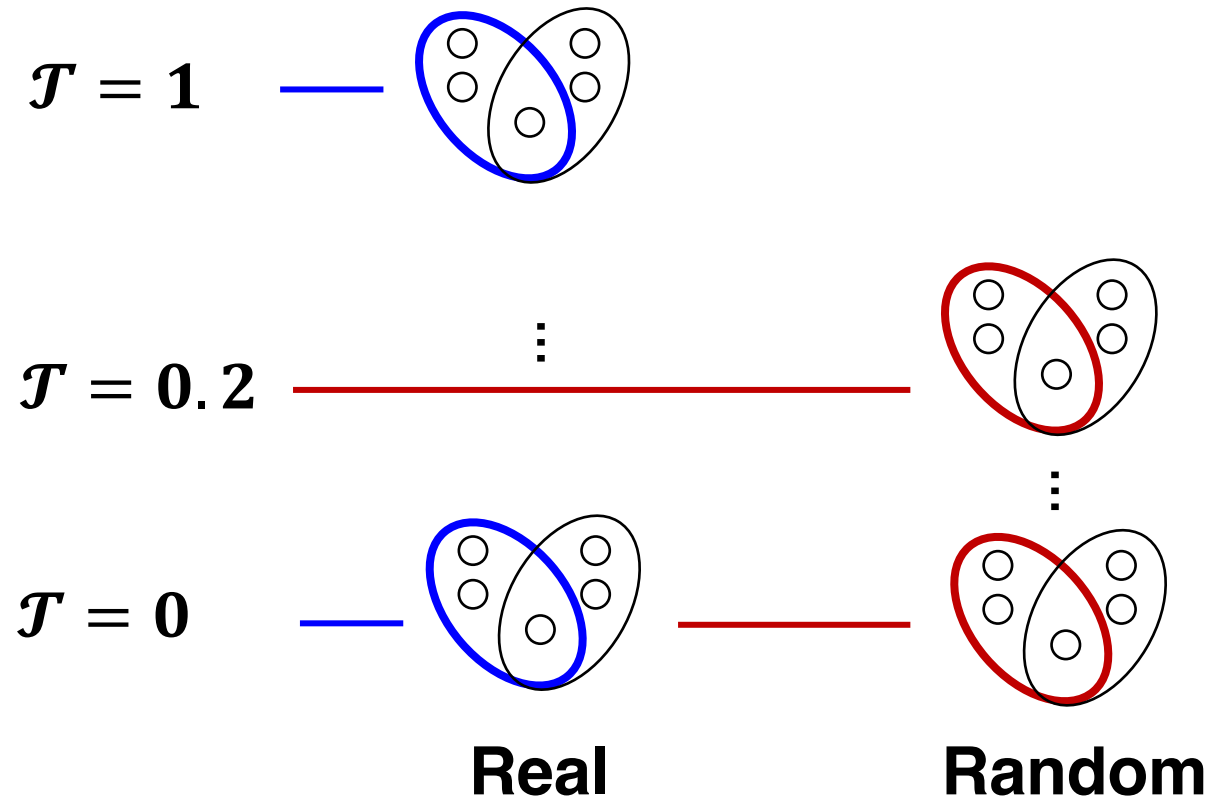


Observations

- Observation 4 (Hyperedge-level): Real-world hypergraphs have **wider ranges** of hyperedge transitivity than their random counterparts.


Transitivity Range

Data	Real	HyperCL	THERA
email-enron	0.725	0.279	0.732
email-eu	0.809	0.248	0.792
ndc-classes	0.600	0.075	0.410
ndc-substances	1.0	0.032	0.411
contact-high	0.794	0.316	0.768
contact-primary	0.693	0.395	0.839
coauth-dblp	1.0	0.105	1.0
coauth-geology	1.0	0.069	1.0
coauth-history	1.0	0.333	1.0
qna-ubuntu	0.667	0.5	1.0
qna-server	0.667	0.333	1.0
qna-math	0.667	1.00	1.0



Roadmap

- Overview
- Transitivity Measure
- Observations
- **Generator**
- Conclusions

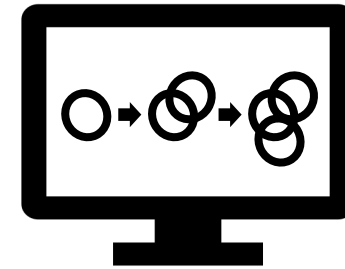


Thera: Transitivity-preserving Generator

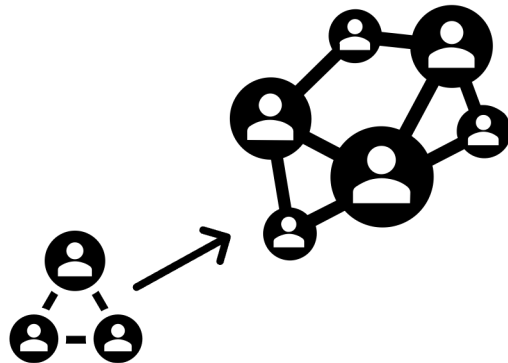
- A **realistic synthetic (hyper)graph** is useful in...




Finding causes of patterns



Simulation



Upscaling




Anonymization

THera: Transitivity-preserving Generator


- We propose a transitivity-preserving hypergraph generator, namely

THera: Transitive Hypergraph genERAtor.

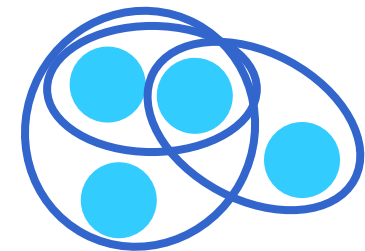

- **THera** is based on a community structure of nodes:



Community 1



Community 2

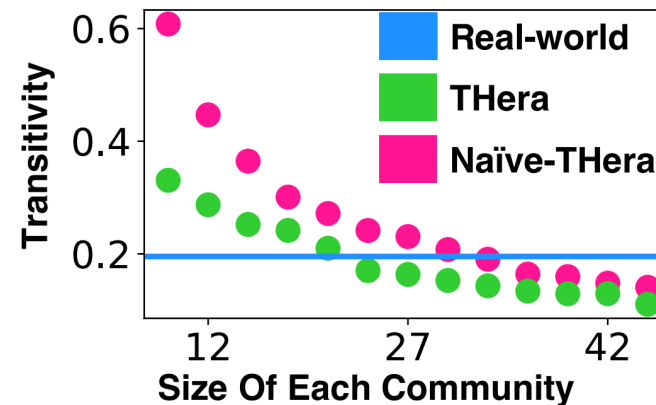


**Creating hyperedges
within communities**

THera: Transitivity-preserving Generator


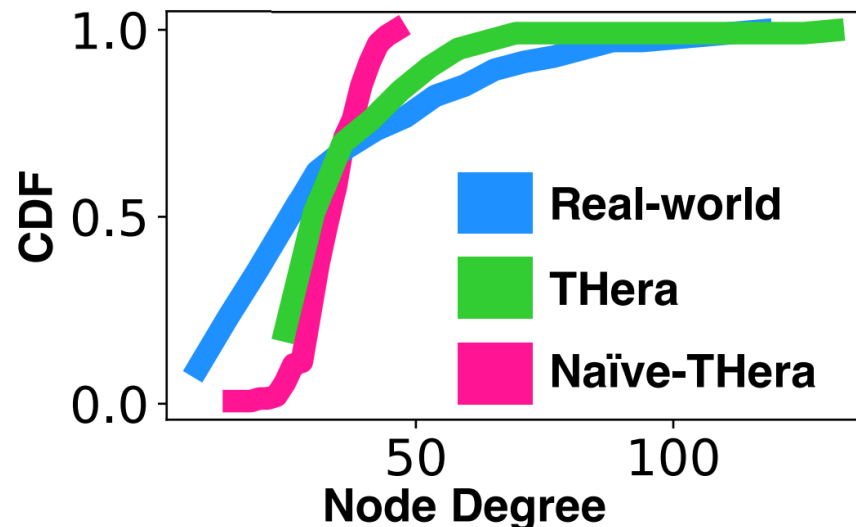
- We first introduce our preliminary approach: **Naïve-THera**.
- Naïve-THera assigns each node to a community and creates intra-community hyperedges only.
- By adjusting the community sizes, we can control the transitivity of generated hypergraphs.

See the **pink** dotted line! →



THera: Transitivity-preserving Generator


- However, Naïve-THera makes **unrealistic hypergraphs**: 🤔
 - It creates near-uniform degree distribution.
 - It creates disconnected hypergraphs.



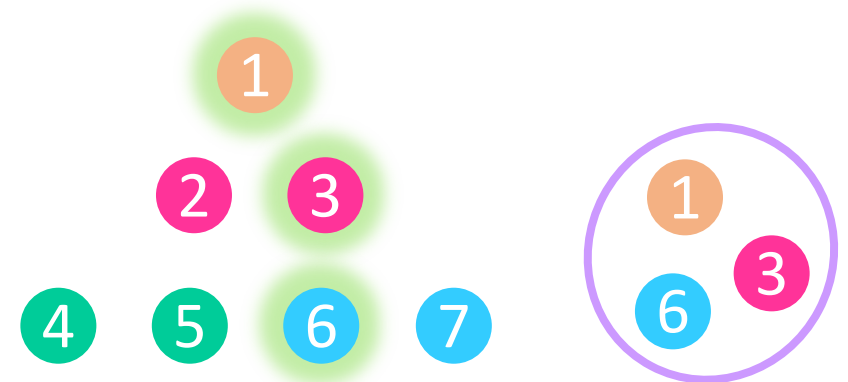
THera: Transitivity-preserving Generator

- **THera (Our proposal)** has two types of hyperedge generation, and the second type of hyperedge mitigates such issues:

#1) IntraCommunity: Assigns each node to a community and creates hyperedges within each community.



#2) Hierarchical: Assigns each node a level in the tree and creates hyperedges by sampling nodes proportional to the level of each node.



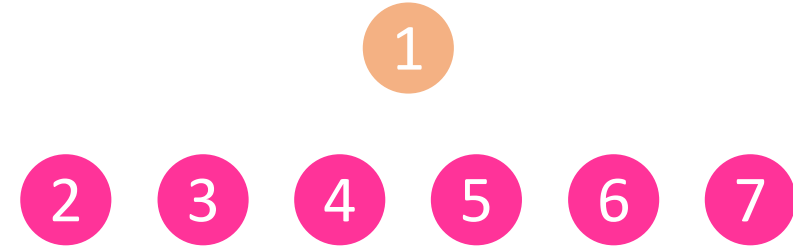
THera: Transitivity-preserving Generator

1. Start from node 1.
2. Introduce $C = 6$ nodes.
3. Decide hyperedge type ($\propto p$) & size.
4. If **IntraCommunity**: create a hyperedge within the community.
5. If **Hierarchical**: sample nodes depending on the level and fill a hyperedge with them.

1

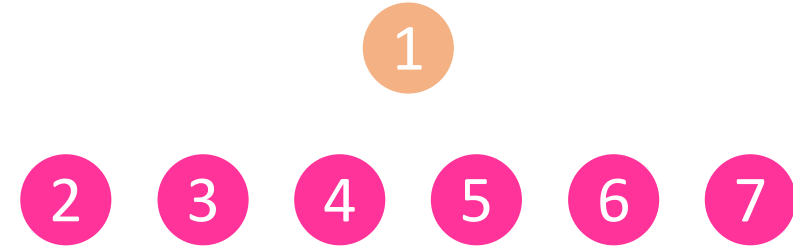
THera: Transitivity-preserving Generator

1. Start from node 1.
2. Introduce $C = 6$ nodes.
3. Decide hyperedge type ($\propto p$) & size.
4. If **IntraCommunity**: create a hyperedge within the community.
5. If **Hierarchical**: sample nodes depending on the level and fill a hyperedge with them.

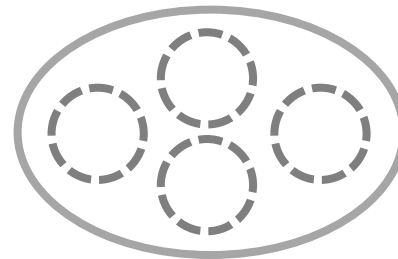


THera: Transitivity-preserving Generator

1. Start from node 1.
2. Introduce $C = 6$ nodes.
3. Decide hyperedge type ($\propto p$) & size.
4. If **IntraCommunity**: create a hyperedge within the community.
5. If **Hierarchical**: sample nodes depending on the level and fill a hyperedge with them.



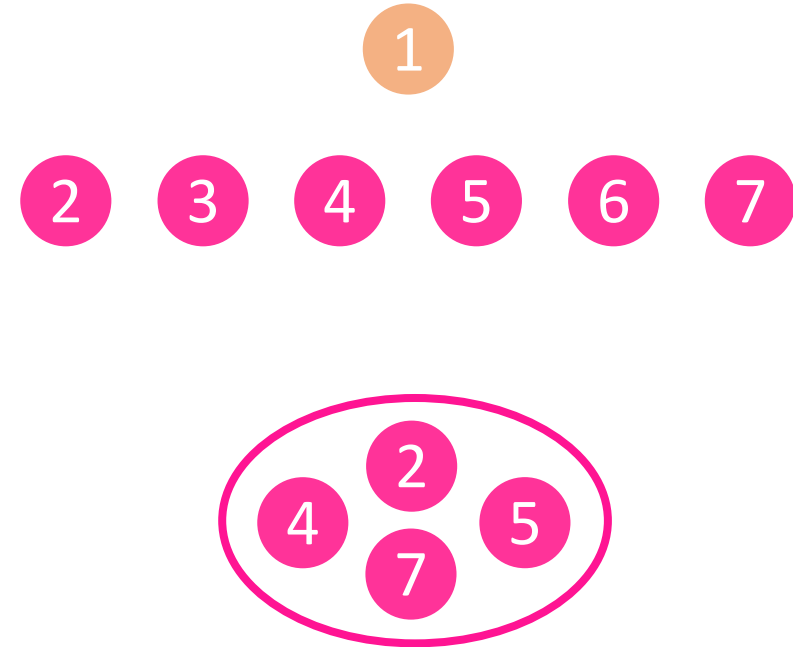
$\propto p$) **IntraCommunity**
 $\propto 1 - p$) **Hierarchical**



~ **From real-world hyperedge size distribution**

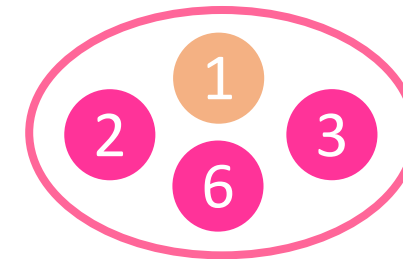
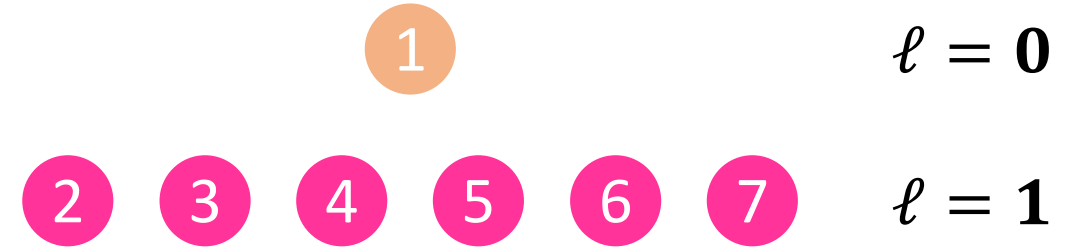
THera: Transitivity-preserving Generator

1. Start from node 1.
2. Introduce $C = 6$ nodes.
3. Decide hyperedge type ($\propto p$) & size.
4. If **IntraCommunity**: create a hyperedge within the community.
5. If **Hierarchical**: sample nodes depending on the level and fill a hyperedge with them.



Thera: Transitivity-preserving Generator

1. Start from node 1.
2. Introduce $C = 6$ nodes.
3. Decide hyperedge type ($\propto p$) & size.
4. If **IntraCommunity**: create a hyperedge within the community.
5. If **Hierarchical**: sample nodes depending on the level and fill a hyperedge with them.



$$P(v_1) \propto \alpha^{-0}$$

$$P(v_2) = \dots = P(v_7) \propto \alpha^{-1}$$

Thera: Transitivity-preserving Generator

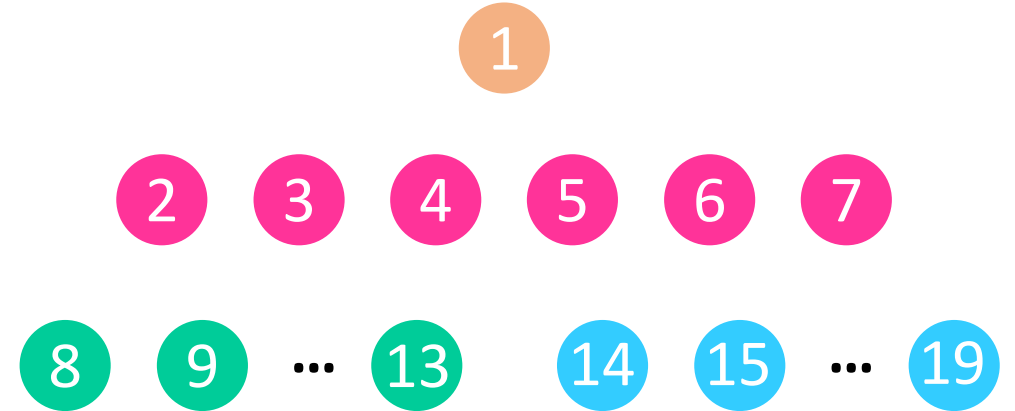
7. Now, introduce 2×6 nodes.

8. Decide hyperedge type ($\propto p$) & size.

9. If `IntraCommunity` that contains v_8 :
create a hyperedge with green nodes.

10. If `IntraCommunity` that contains v_{14} :
create a hyperedge with cyan nodes.

11. If `Hierarchical`: sample nodes dep.
level and fill a hyperedge with them.



THera: Transitivity-preserving Generator

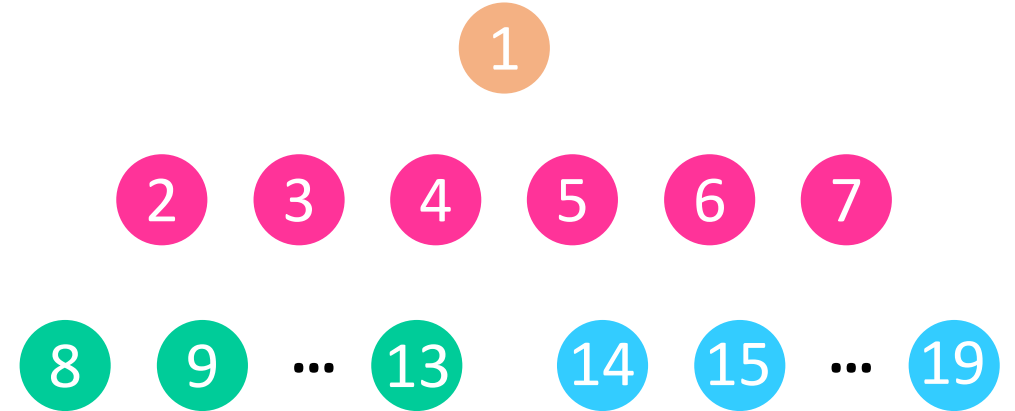
7. Now, introduce 2×6 nodes.

8. Decide hyperedge type ($\propto p$) & size.

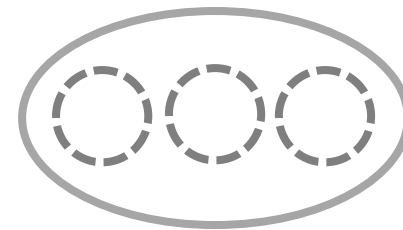
9. If **IntraCommunity** that contains v_8 :
create a hyperedge with green nodes.

10. If **IntraCommunity** that contains v_{14} :
create a hyperedge with cyan nodes.

11. If **Hierarchical**: sample nodes dep.
level and fill a hyperedge with them.



$\propto p$) **IntraCommunity**
 $\propto 1 - p$) **Hierarchical**



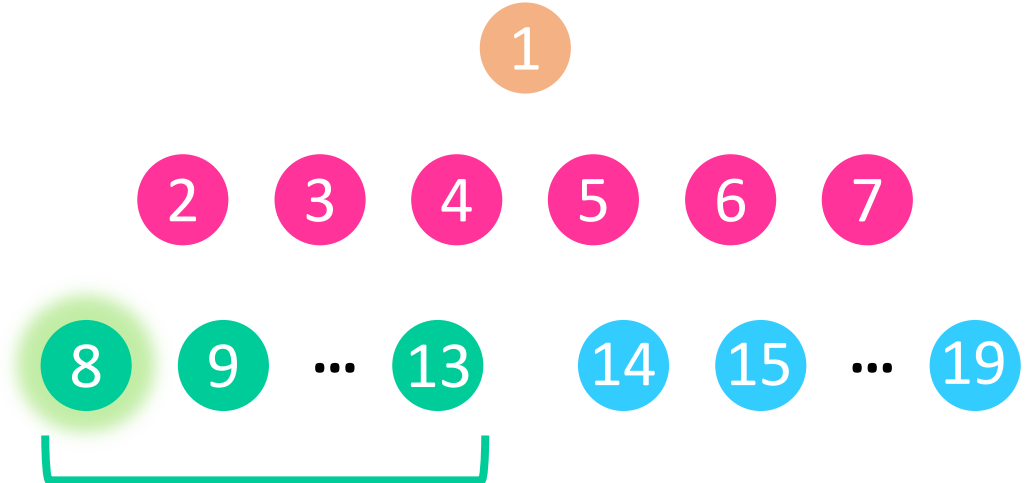
~ **From real-world
hyperedge size
distribution**

Thera: Transitivity-preserving Generator


7. Now, introduce 2×6 nodes.

8. Decide hyperedge type ($\propto p$) & size.

9. If **IntraCommunity** that contains v_8 :
create a hyperedge with **green nodes**.



10. If **IntraCommunity** that contains v_{14} :
create a hyperedge with cyan nodes.



11. If **Hierarchical**: sample nodes dep.
level and fill a hyperedge with them.

Thera: Transitivity-preserving Generator

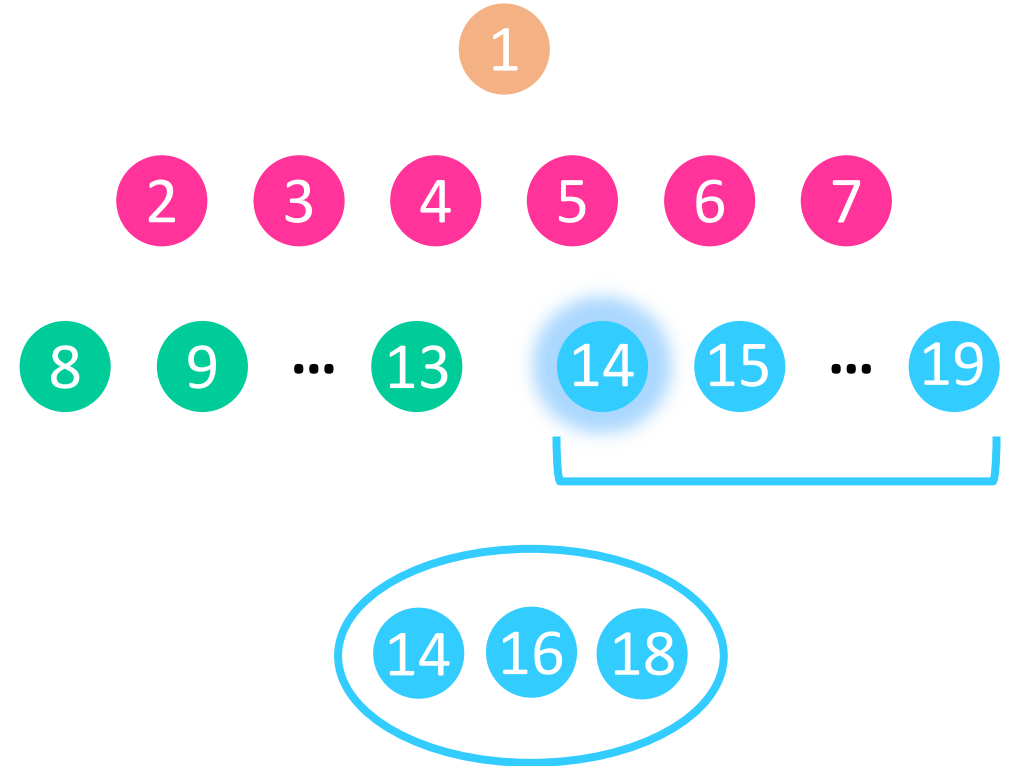
7. Now, introduce 2×6 nodes.

8. Decide hyperedge type ($\propto p$) & size.

9. If **IntraCommunity** that contains v_8 :
create a hyperedge with green nodes.

10. If **IntraCommunity** that contains v_{14} :
create a hyperedge with cyan nodes.

11. If **Hierarchical**: sample nodes dep.
level and fill a hyperedge with them.



Thera: Transitivity-preserving Generator

7. Now, introduce 2×6 nodes.


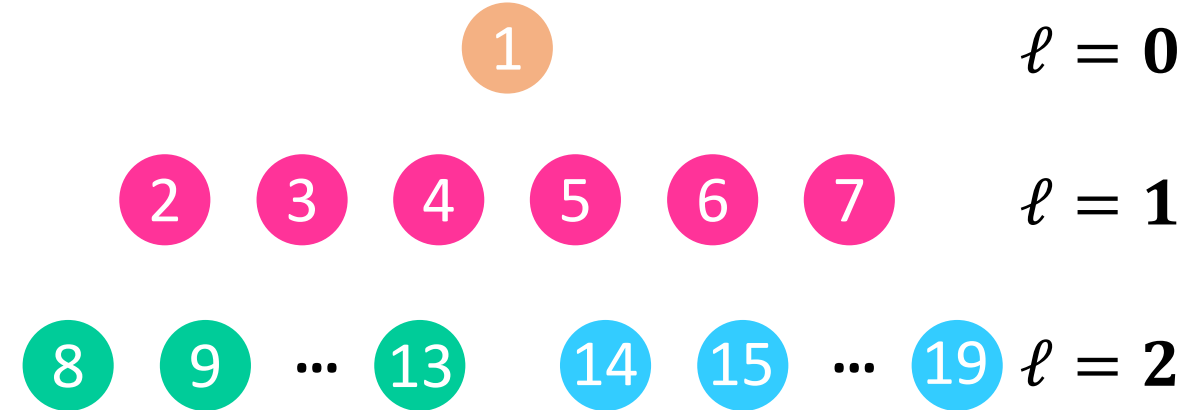
8. Decide hyperedge type ($\propto p$) & size.

9. If **IntraCommunity** that contains v_8 :
create a hyperedge with green nodes.

10. If **IntraCommunity** that contains v_{14} :
create a hyperedge with cyan nodes.

11. If **Hierarchical**: sample nodes dep.
level and fill a hyperedge with them.

**dep: depending on the*



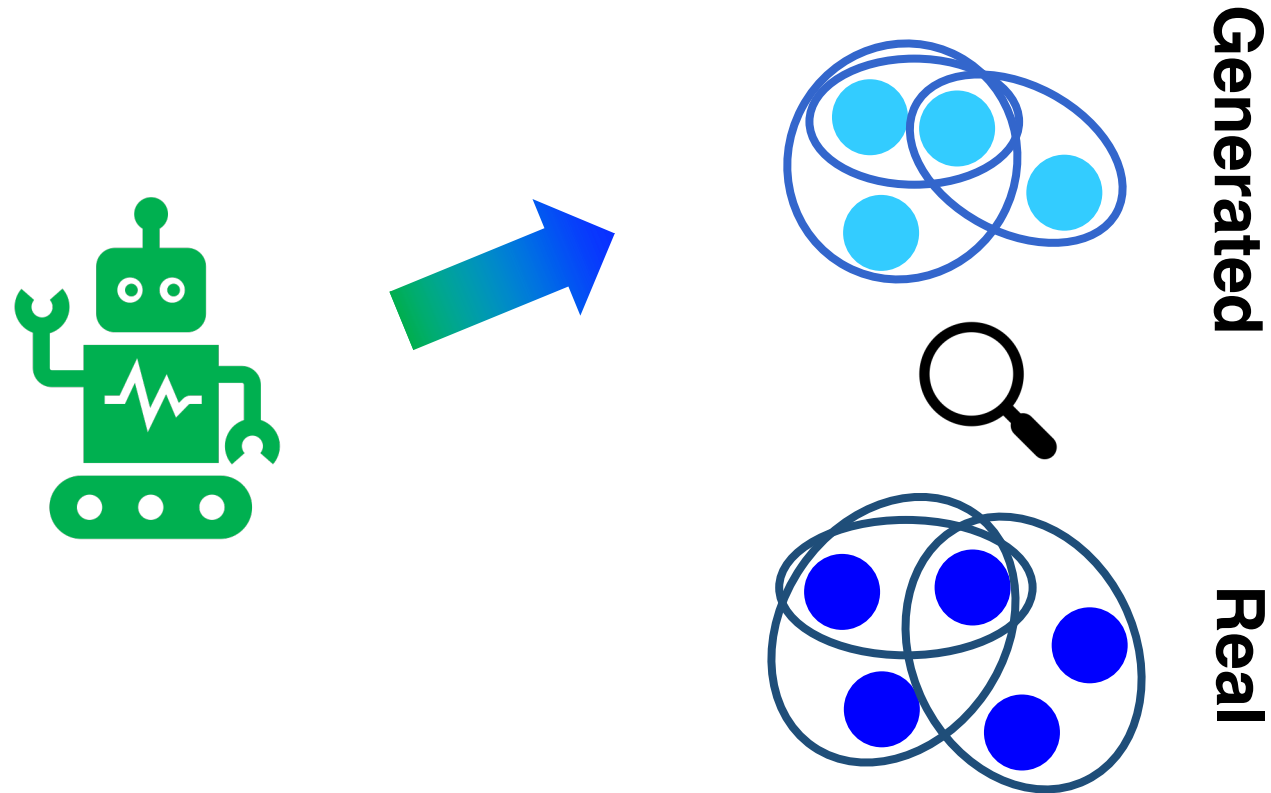
$$P(v_1) \propto \alpha^{-0}$$

$$P(v_2) = \dots = P(v_7) \propto \alpha^{-1}$$

$$P(v_8) = \dots = P(v_{19}) \propto \alpha^{-2}$$

Reproducibility of THERA

- Verify how well **THERA** reproduces the transitivity patterns of real-world hypergraphs.
- We investigate whether **THERA** reproduces Observation 1 – 4 well.



Preserving Observation 1

- **Thera** preserves the hypergraph transitivity value of real-world hypergraphs most well among the 6 generators.

Statistic	Generator	email		NDC		contact		coauthorship			q&a	math	Average ranking	
		enron	eu	classes	substances	high	primary	dblp	geology	history	ubuntu	server		
Hypergraph transitivity $T(G)$	Real World	0.195	0.125	0.052	0.019	0.345	0.336	0.007	0.005	0.002	0.005	0.005	0.025	Real
	Thera	0.192	0.124	0.052	0.019	0.344	0.334	0.007	0.005	0.002	0.004	0.004	0.025	1.08
	HyperCL [33]	0.078	0.053	0.008	0.005	0.119	0.223	0.000*	0.000*	0.000*	0.014	0.017	0.040	4.08
	HyperPA [16]	0.090	0.110	0.070	-	0.121	0.153	-	-	-	0.003	-	-	4.75
	HyperFF [30]	0.176	0.125	0.006	0.003	0.006	0.007	0.047	0.048	0.048	0.051	0.050	0.054	4.83
	HyperLap [33]	0.123	0.085	0.008	0.008	0.220	0.301	0.001	0.000*	0.000*	0.016	0.015	0.004	3.25
HyperLap+ [33]	0.231	0.144	0.026	0.016	0.322	0.338	0.042	0.019	0.005	0.029	0.023	0.007	3.54	

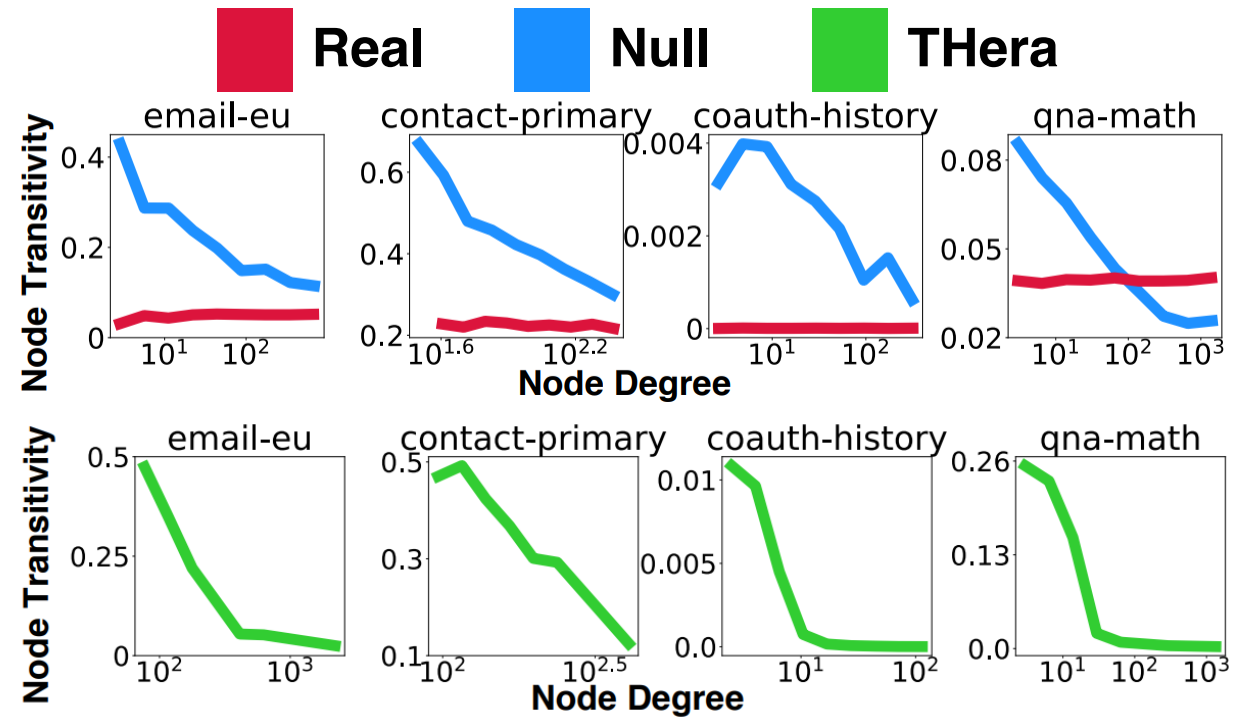
** Colors: Most well

Preserving Observation 2 & 3

- **Thera** preserves the correlation between,
 - (Obs 2) Hyperwedge transivities and body-group sizes.
 - (Obs 3) Node transivities and node degrees.

Data	Real	HyperCL	THERA
email-enron	0.09	-0.09	0.23
email-eu	0.12	-0.14	0.22
ndc-classes	0.32	-0.10	0.40
ndc-substances	0.14	-0.10	0.24
contact-high	0.13	0.00*	0.29
contact-primary	0.13	0.00*	0.30
coauth-dblp	0.12	0.00*	0.20
coauth-geology	0.14	0.00*	0.26
coauth-history	0.12	0.05	0.19
qna-ubuntu	0.04	0.00*	0.03
qna-server	0.04	0.00*	0.04
qna-math	0.04	0.01	0.13

Observation 2



Observation 3

Preserving Observation 4

- **Thera** preserves the range of hyperedge transitivity well.

Data	Real	HyperCL	Thera
email-enron	0.725	0.279	0.732
email-eu	0.809	0.248	0.792
ndc-classes	0.600	0.075	0.410
ndc-substances	1.0	0.032	0.411
contact-high	0.794	0.316	0.768
contact-primary	0.693	0.395	0.839
coauth-dblp	1.0	0.105	1.0
coauth-geology	1.0	0.069	1.0
coauth-history	1.0	0.333	1.0
qna-ubuntu	0.667	0.5	1.0
qna-server	0.667	0.333	1.0
qna-math	0.667	1.00	1.0

Scalability of THERa

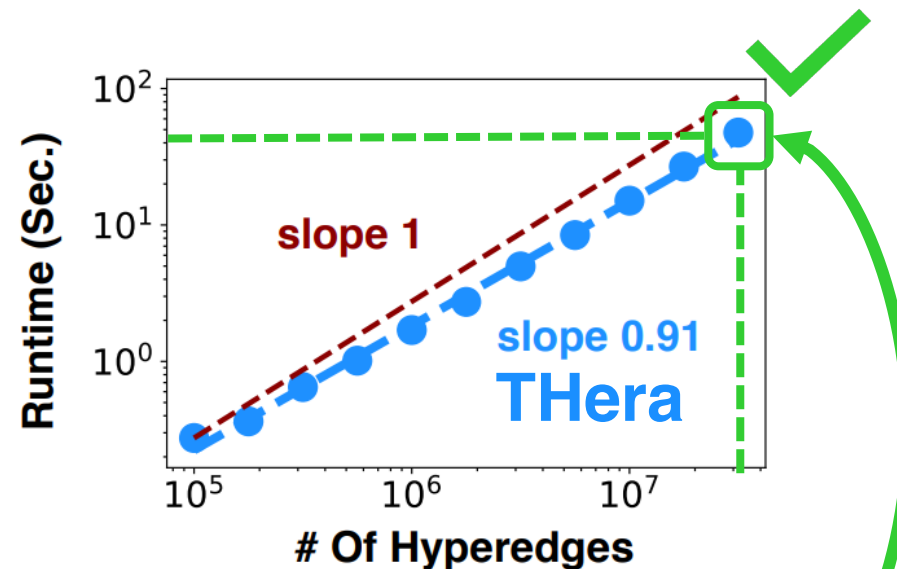
- **THERa** achieves the fastest generation time and the least memory consumption among the 5 generators.

Statistic	Generator	coauthorship			ubuntu	q&a		email		classes	ndc		contact		Average ranking
		dblp	geology	history		math	server	enron	eu		substances	high	primary		
Runtime (sec.)	THERa	4.07	2.39	1.86	0.39	0.33	0.63	0.04	0.18	0.04	0.09	0.10	0.18	1.7	
	HyperPA [16]	-	-	-	374.51	-	-	5.02	5011.84	1155.00	-	2.29	4.56	5.0	
	HyperFF [30]	226.79	114.24	53.48	12.78	17.23	3.15	0.05	0.09	0.32	0.10	0.02	0.02	2.7	
	HyperLap [33]	19.07	9.57	2.24	0.57	0.45	1.14	0.01	0.14	0.01	0.10	0.06	0.04	1.8	
	HyperLap+ [33]	1322.6	611.91	160.75	12.08	1.00	23.46	0.06	2.74	0.29	3.92	0.26	0.51	3.7	
Memory consumption (MB)	THERa	1535	761	325	90	36	129	2	3	2	11	11	23	2.0	
	HyperPA [16]	-	-	-	21	-	-	76	60169	21351	-	2	2	4.2	
	HyperFF [30]	3307	1655	739	107	147	26	1	2	4	1	1	1	2.0	
	HyperLap [33]	3197	1498	529	134	86	204	11	32	15	41	12	11	3.1	
	HyperLap+ [33]	5042	3005	1901	591	110	321	9	39	14	412	10	18	3.8	

Scalability of THERa

- **THERa** has the least time & memory complexity among the 3 incremental generators.


Generator	Time complexity	Memory complexity	Incremental
THERA	$O(\log_2 V \times \sum_{e \in E} e)$	$O(V + \sum_{e \in E} e)$	✓
HyperPA [16]	$O(\sum_{e \in E} \log_2 \binom{ V }{ e })$	$O(\sum_{e \in E} 2^{ e })$	✓
HyperFF [30]	$O(V \times \sum_{e \in E} e)$	$O(V + \sum_{e \in E} e)$	✓
HyperLap [33]	$O(\sum_{e \in E} e)$	$O(V + \sum_{e \in E} e)$	✗
HyperLap+ [33]	$O(\log_2 V \times \sum_{e \in E} e)$	$O(V + \sum_{e \in E} e)$	✗



Can generate $10^{7.5} \approx 3.5M$ hyperedges within a minute!

Roadmap

- Overview
- Transitivity Measure
- Observations
- Generator
- **Conclusions**



Conclusions

In this work, we present...

- ✓ **Criteria:** **Axioms** that a principled transitivity measure should satisfy.
- ✓ **Measure:** **HyperTrans**, a principled transitivity measure.
- ✓ **Observations:** **Analysis** of the real-world hypergraphs.
- ✓ **Generator:** **THera**, a scalable and realistic hypergraph generator.



Paper: <https://doi.org/10.1145/3580305.3599382>



GitHub: <https://github.com/kswoo97/hypertrans>



KAIST AI
Kim Jaechul Graduate School

Thank You For Listening!




Sunwoo Kim



Fanchen Bu



Minyoung Choe



Jaemin Yoo



Kijung Shin